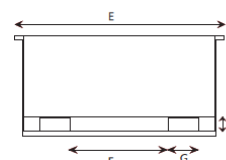
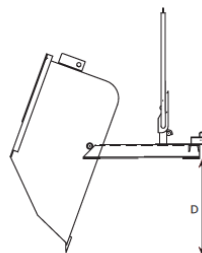
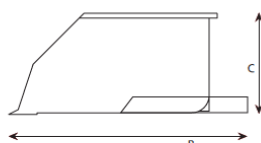


MSB (open of hydraulisch)



	volume m ³	A mm	B mm	C mm	D mm	E mm	F mm	G mm	H mm	mass kg	load cg empty mm	load cg full mm	load cap. kg
MSB 500	0,50	-	1350	500	440	1200	430	200	80	170	785	885	2500
MSB 750	0,75	-	1550	550	640	1300	430	200	80	200	885	985	2500
MSB 900	0,90	-	1550	550	640	1600	430	200	80	275	885	985	2500
MSB 1000	1,00	-	1650	650	740	1700	430	200	80	300	960	1080	2500
MSB 1200	1,20	-	1650	650	740	1800	430	200	80	320	960	1080	2500
MSB 1500	1,50	-	1850	650	940	1900	490	200	80	340	1030	1180	2500
MSB 2000	2,00	-	1950	650	1040	2100	490	200	80	430	1075	1225	2500
MSB 2500	2,50	-	1950	650	1040	2600	490	200	80	530	1075	1225	2500



• Most common, mechanically emptying scoop, sturdy model with safe, stable unlocking mechanism



• Gängigste, mechanisch zu entleerende Schaufel in robuster Ausführung mit sicherem, stabilem Entriegelungsmechanismus




• Meest gangbare, mechanisch te ledigen schepbak, robuuste uitvoering met veilig, stabiel ontgrendelmechanisme




• La pala cargadora más común, de vaciado mecánico, modelo robusto con mecanismo de desbloqueo seguro y estable



Dubbele haaksluiting
Double hook latch
Doble gancho de cierre

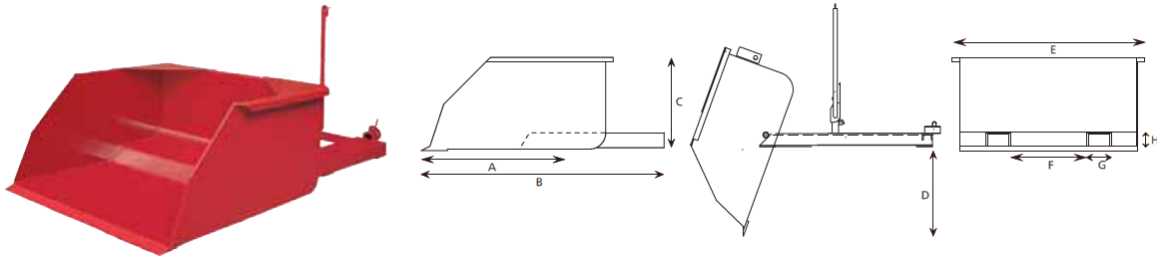


Hard stalen schuiflijst
Hard steel scraper blade
Rascador en chapa de acero



Schetsplaat
Tie plate
Placa de sujeción

MSBG gesloten of hydraulisch



	volume m ³	A mm	B mm	C mm	D mm	E mm	F mm	G mm	H mm	mass kg	load cg empty mm	load cg full mm	load cap. kg
MSBG 500	0,50	1140	1750	500	440	1200	430	200	80	188	1185	1285	2500
MSBG 750	0,75	1140	1950	550	640	1300	430	200	80	218	1285	1285	2500
MSBG 900	0,90	1140	1950	550	640	1600	430	200	80	293	1285	1285	2500
MSBG 1000	1,00	1240	2050	650	740	1700	430	200	80	318	1360	1480	2500
MSBG 1200	1,20	1240	2050	650	740	1800	430	200	80	338	1430	1580	2500
MSBG 1500	1,50	1240	2250	650	940	1900	490	200	80	358	1475	1635	2500
MSBG 2000	2,00	1240	2350	650	1040	2100	490	200	80	448	1475	1635	2500
MSBG 2500	2,50	1240	2350	650	1040	2600	490	200	80	548	1475	1635	2500



- Mechanically emptying closed scoop with safe, stable unlocking mechanism for fine material



- Mechanisch te ledigen gesloten schepbak voor fijnere materialen met veilig, stabiel ontgrendelmechanisme




- Mechanisch zu entleerende geschlossene Schaufel für feineres Material mit sicherem, stabilem Entriegelungsmechanismus



- Pala cargadora cerrada, de vaciado mecánico, para materiales más finos, con mecanismo de desbloqueo seguro y estable



Dubbele haaksluiting
 Double hook latch
 Doble gancho de cierre

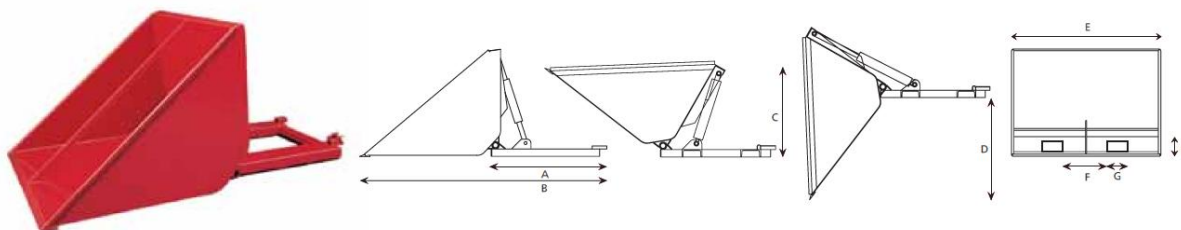


Hard stalen schuiflijst
 Hard steel scraper blade
 Rascador en chapa de acero



Schetsplaat
 Tie plate
 Placa de sujeción

HSB



	volume m ³	A mm	B mm	C mm	D mm	E mm	F mm	G mm	H mm	mass kg	load cg empty mm	load cg full mm	load cap. kg
HSB 700	0,72	1120	2400	1120	1000	1000	580	200	80	280	1200	1510	2500
HSB 1000	1,05	1120	2400	1120	1000	1500	580	200	80	350	1200	1510	3000
HSB 1400	1,40	1120	2400	1120	1000	2000	580	200	80	420	1200	1510	3500
HSB 1750	1,75	1120	2400	1120	1000	2500	580	200	80	490	1200	1510	3500



- Hydraulic scoop, basic model
- Suitable for heavier materials



- Hydraulische Schaufel, Basisausführung
- Für schwerere Materialien geeignet



- Hydraulische schepbak, basisuitvoering
- Geschikt voor zwaardere materialen



- Pala cargadora hidráulica, modelo básico
- Apta para materiales más pesados



DW Cilinder
 DW Cylinder
 Cilindro DW



Hard stalen schuiflijst
 Hard steel scraper blade
 Rascador en chapa de acero




Scharnieren
 Hinges
 Bisachas

Opties



Transport position/positie



Gekanteld – Tipped - Volcada



Hogere rand-en schetsplaat

@ : info@werfix.be

Fax : (0032)015/41.93.18

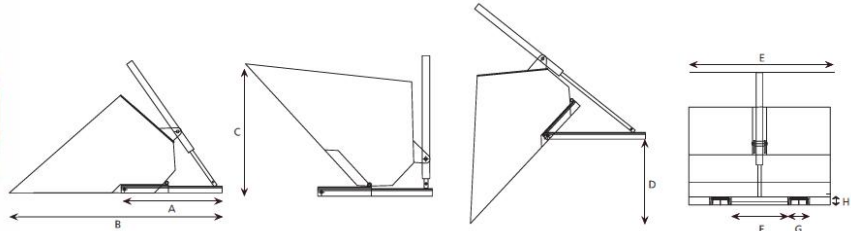
BNP Paribas: BE90 0014 9181 4732 Mechelsveldstraat 13

BTW : BE 0882 332 685

2800 Mechelen

** Magazijn gelegen te : Ragheno Business Park – Motstraat 54 – 2800 Mechelen **

HSBV



	volume m ³	A mm	B mm	C mm	D mm	E mm	F mm	G mm	H mm	mass kg	load cg empty mm	load cg full mm	load cap. kg
HSBV 1500	1,50	1150	2255	1230	890	1500	600	200	80	440	1060	1100	2500
HSBV 2000	2,00	1150	2255	1230	890	2000	600	200	80	520	1060	1100	2500
HSBV 2500	2,50	1150	2255	1230	890	2500	600	200	80	600	1060	1100	3000



- Hydraulic, high volume scoop
- Suitable for high volume materials



- Hydraulische Schaufel mit hoher Kapazität
- Für großvolumige Materialien geeignet



- Hydraulische hoog volume schepbak
- Geschikt voor materialen met veel volume



- Pala cargadora hidráulica para alto volumen
- Apta para materiales de gran volumen

Details



Cilinder
 Cylinder
 Cilindro

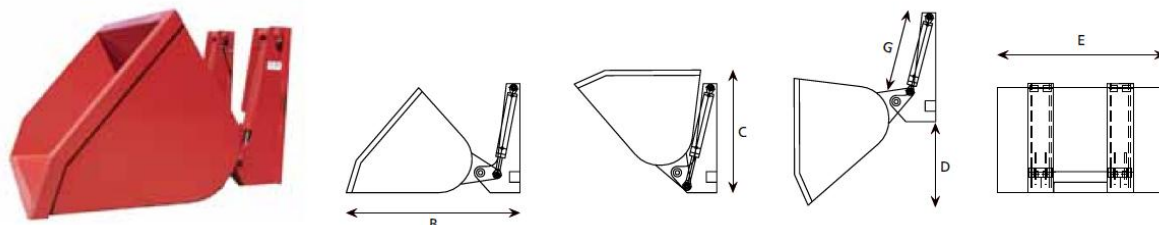
Hardstalen schuiflijst
 Hardsteel scraper blade
 Rascador en chapa de
 acero

Scharnieren
 Hinges
 Bisachas



Optie :
 Gekanteld
 Tipped
 Volcada

HSBR



	volume m ³	A mm	B mm	C mm	D mm	E mm	class ISO	G mm	H mm	mass kg	load cg empty mm	load cap. kg	max. stroke length mm
HSBR 750	0,75	-	1664	1170	798	1000	2,3,4	-	-	390	916	2500	225
HSBR 1200	1,20	-	1664	1170	798	1500	2,3,4	-	-	460	916	3000	225
HSBR 1500	1,50	-	1664	1170	798	2000	2,3,4	-	-	510	916	3750	225
HSBR 1875	1,88	-	1664	1170	798	2500	2,3,4	-	-	560	916	4700	225



- Hydraulic, heavy-duty volume scoop with two cylinders, attached to fork carriage
- Suitable for very heavy materials with high volume



- Hydraulische, solide Volumenschaufel mit Doppelzylinder; Montage an Palettengabel
- Für besonders schwere, großvolumige Materialien geeignet



- Hydraulische zwaar uitgevoerde volume schepbak met twee cilinders, montage aan vorkenbord
- Geschikt voor extra zware materialen met veel volume




- Pala cargadora hidráulica, modelo robusto de gran volumen con doble cilindro, para instalar en el tablero portahorquilla
- Apta para materiales de alto peso y mucho volumen



Dubbele Cilinder
 Double Cylinder
 Doble Cilindro



Hardstalen schuiflijst
 Hardsteel scraper blade
 Rascador en chapa de acero



Scharnieren
 Hinges
 Bisachas



Optie :
 Gekanteld
 Tipped
 Volcada



Transport position/positie